


Greyhound

CODE OF PRACTICE




Support Booklet

PART 5: Emergency Greyhound Welfare



Emergency Greyhound Welfare




Emergency Greyhound Welfare

Need To Know



- Good animal welfare actions, in an emergency, are critical in promoting greyhound welfare and survival.
- If required, euthanasia must be performed by a veterinary practitioner, except in exceptional emergency situations when protocols for emergency euthanasia, as specified in an EHMP (including person(s) and method(s)) must be followed.
- There is other information in the Support Book: Facility Management - Emergency Management Plans to help ensure that your facility is prepared for emergencies such as fire, floods and unexpected absences (i.e. illness).





Response to an outbreak of an infectious disease at the establishment

What is it?

A timely and appropriate response to an outbreak of an infectious disease is crucial to safeguard the welfare of greyhounds, and limit potential impact on the greyhound racing industry.

A comprehensive Outbreak of Infectious Disease Protocol which is shared with everyone that helps you with caring for greyhounds or works on your property will help you to do this.

The type of response will largely depend on the suspected infectious disease and the way that it's carried (for example, an infectious skin disease or something airborne).

Key areas to consider after identifying an infectious disease (such as kennel cough) are:

- Immediately contact your vet for assistance and guidance
- Isolate the affected greyhound(s) in isolation housing (or other designated area)
- Prevent unnecessary contact between the greyhound and your staff to prevent possible exposure to more animals and people at your establishment
- Disinfection and hygiene of contaminated areas to prevent further spread

! What is required?

- Complete a Response to an Outbreak of an Infectious Disease Protocol

Records to be kept:

- Response to an Outbreak of an Infectious Disease Protocol as part of your EHMP

The EHMP Protocol

The Code does not provide a minimum protocol for the Response to an Outbreak of an Infectious Disease. This means that you will need to write one yourself.

An example Protocol can be found on the GRV Greyhound Care and Standards Code of Practice webpage.

Protocol response to an outbreak of an infectious disease at the establishment

Links for more information:

Department of Agriculture and Water Resource

Department of Agriculture and Water Resource: Biosecurity and Emergency





Quarantine and movement of greyhounds, including new greyhounds introduced to the establishment

What is it?

In the event of a disease outbreak, the movement of greyhounds' to and from and around your establishment needs to be managed.

Key areas to consider are:

- Your vet should be notified immediately to assist in identifying and quarantining the disease
- Any animals, including greyhounds, showing signs of an infectious disease must be immediately isolated
- Movement of greyhounds in and out of your establishment must be restricted to prevent disease spread
- A comprehensive disease cleaning and disinfectant regime needs to be identified for the specific disease

If greyhounds are receiving additional or specialised care, the type of care must be clearly recorded in the relevant greyhound record and displayed on their kennel or pen ID.

! What is required?

- Complete a Quarantine and Movement of Greyhounds Protocol

Records to be kept:

- Quarantine and Movement of Greyhounds Protocol as part of your EHMP

The EHMP Protocol

The Code does not provide a minimum protocol for the Quarantine and Movement of Greyhounds. This means that you will need to write one yourself.

An example Protocol can be found on the GRV Greyhound Care and Standards Code of Practice webpage.

Protocol for quarantine and movement of greyhounds, including for new greyhounds introduced to the establishment



Euthanasia in emergency situations, including approved methods and personnel

What is it?

Euthanasia must be performed by a veterinary practitioner, except in exceptional emergency situations when protocols for euthanasia, as specified in an EHMP (including person(s) and method(s)) must be followed.

A Person in Charge must obtain a euthanasia certificate from a veterinary practitioner for any greyhound euthanased, including a greyhound euthanased by a non-veterinary practitioner in an emergency, in accordance with an Euthanasia in Emergency Situations Protocol in the EHMP.

Key areas to consider are:

- Euthanasia must be performed in an area that is separate from any greyhound housing area and must not be carried out in view of any other greyhounds or the general public
- Puppies eight weeks and under requiring euthanasia must be euthanased by a veterinary practitioner.
- If a greyhound is to be euthanased, ensure that you understand the process and requirements under GRV's Notice of Intention (NoI). Further information about this GRV process can be found at the Greyhound Care and Standards website.

! What is required?

- Read [Section 4.3 Euthanasia](#) of the Code to understand your obligations.
- Complete an Euthanasia in Emergency Situations Protocol.

Records to be kept:

- Euthanasia in Emergency Situations Protocol as part of your EHMP.
- Euthanasia Certificate.

The EHMP Protocol

The Code does not provide a minimum protocol for Euthanasia in Emergency Situations. This means that you will need to write one yourself.

An example Protocol can be found on the GRV Greyhound Care and Standards Code of Practice webpage.

Protocol for euthanasia in emergency situations



Links for more information:

Greyhound Care and Standards: Greyhound Euthanasia Certificate

Greyhound Care and Standards: Notice of Intention

